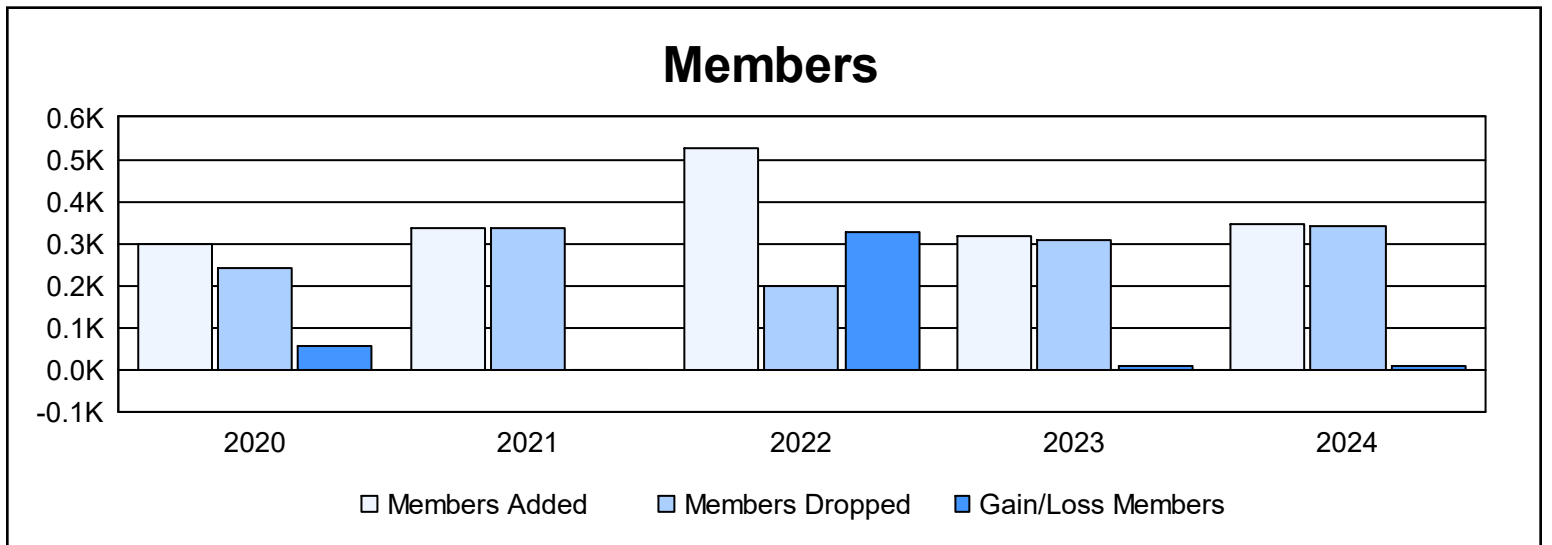
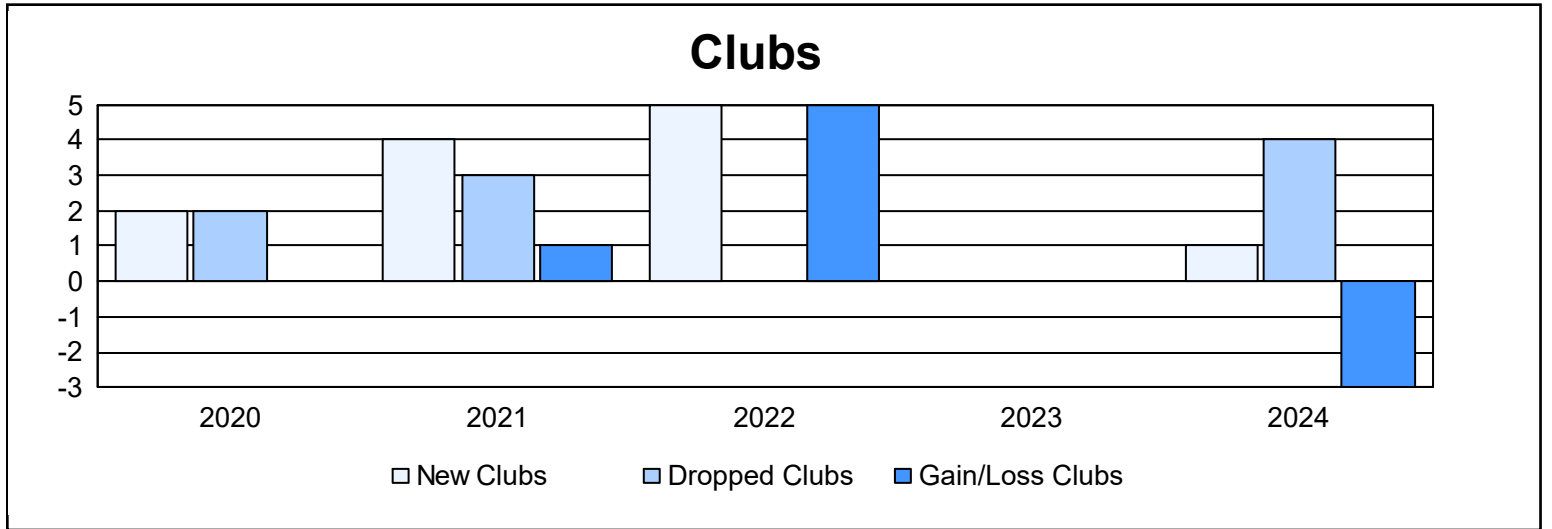
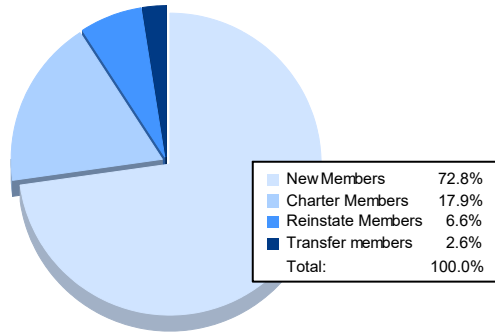


Year	New Clubs	Dropped Clubs	Gain/ Loss Clubs	New Members	Charter Members	Reinstate Members	Transfer Members	Total Member Added	Total Members Dropped	Gain/ Loss Members
2019-2020	2	2	0	220	58	1	17	296	239	57
2020-2021	4	3	1	176	135	15	8	334	337	-3
2021-2022	5	0	5	323	189	9	3	524	198	326
2022-2023	0	0	0	272	12	25	10	319	310	9
2023-2024	1	4	-3	252	62	23	9	346	339	7
<b>Average</b>	<b>2</b>	<b>2</b>	<b>1</b>	<b>249</b>	<b>91</b>	<b>15</b>	<b>9</b>	<b>364</b>	<b>285</b>	<b>79</b>



### Membership Composition June 2024 Cumulative



### Gender Composition June 2024 Cumulative

